


MONTHLY REPORT OF DISBURSEMENTS
For the month of October, 2018

Department: State Universities and Colleges (SUCs)					Agency: Pangasinan State University					Operating Unit: N/A																				
Organization Code (UACS): 080130000000					Fund Cluster: 01 - Regular Agency Fund					Report Status: SUBMITTED																				
PARTICULARS	CURRENT YEAR BUDGET					PRIOR YEAR'S BUDGET										SUB-TOTAL	TRUST LIABILITIES				GRAND TOTAL					REMARKS				
	PS	MOOF	Fin. Exp	CU	TOTAL	PRIOR YEAR'S ACCOUNTS PAYABLE					CURRENT YEAR'S ACCOUNTS PAYABLE						PS	MOOF	CU	TOTAL	PS	MOOF	CU	TOTAL						
						PS	MOOF	Fin. Exp	CU	Sub-Total	PS	MOOF	Fin. Exp	CU	Sub-Total										TOTAL					
1	2	3	4	5	6=(2+3+4+5)	7	8	9	10	11=(7+8+9+10)	12	13	14	15	16=(12+13+14+15)	17=(11+16)	18=(6+17)	19	20	21	22=(19+20+21)	23	24	25	26	27=(23+24+25+26)	28			
Notice of Cash Allocation (NCA)	39,686,294.88	4,425,860.79			44,112,155.67							1,102,114.57		450,000.00	1,552,114.57	1,552,114.57	45,664,270.24					39,686,294.88	5,527,975.36			45,214,270.24	45,664,270.24			
MDS Checks Issued	9,401,606.66	2,838,513.54			12,240,120.20							1,102,114.57		450,000.00	1,552,114.57	1,552,114.57	13,792,234.77					9,401,606.66	3,940,628.11			13,342,234.77	13,792,234.77			
Advice to Debit Account	30,284,688.22	1,587,347.25			31,872,035.47												31,872,035.47					30,284,688.22	1,587,347.25			31,872,035.47	31,872,035.47			
Notice of Transfer of Allocation (NTA)																														
MDS Checks Issued																														
Advice to Debit Account																														
Working Fund (NCA issued to BT)																														
Trn. Remittance Advers Issued (TRA)	2,238,149.01	59,549.26			2,297,698.27								46,607.83	50,000.00	96,607.83	96,607.83	2,394,306.10					2,238,149.01	106,157.09			2,344,306.10	2,394,306.10			
Cash Disbursement Ceiling (CDC)																														
Non-Cash Availment Authority (NCAA)																														
Others (CDT, BT, Discr Stamp, etc.)																														

Summary


PARTICULARS	PREVIOUS REPORT	CURRENT MONTH	AS OF DATE
(1)	(2)	(3)	(4)
Total Disbursement Authorities Received			
NCA	421,740,887.00	47,075,942.60	468,816,829.60
Working Fund			
TRA	20,363,008.90	2,394,306.10	22,957,315.00
CDC			
NCAA			
Others (CDT, BT, Discr Stamp, etc.)			
Less: Notice of Transfer of Allocation (NTA)* Issued			
Total Disbursements Authorities Available	442,303,955.90	49,470,298.10	491,774,254.00
Less:			
Lapsed NCA	503.69	28.14	531.83
Disbursements	442,303,424.07	48,058,576.34	490,362,000.41
Balance of Disbursements Authorities as of date	28.14	1,411,693.62	1,411,721.76
Total Disbursement Program	442,303,424.07	48,470,298.10	491,773,722.17
Less: * Actual Disbursements	442,303,424.07	48,058,576.34	490,362,000.41
(Over)/Under spending:		1,411,721.76	1,411,721.76

Certified Correct:


Villanueva, Jeanilyn
Agency Chief Accountant

Date: 16/Nov/2018

Approved By:

buted, dexter

Head of Agency or Authorized Representative
Date: 16/Nov/2018

MONTHLY REPORT OF DISBURSEMENTS
For the month of November, 2018

Department: State Universities and Colleges (SUCs)						Agency: Pangasinan State University						Operating Unit: N/A																	
Organization Code (UACS): 080130000000						Fund Cluster: 01 - Regular Agency Fund						Report Status: SUBMITTED																	
PARTICULARS	CURRENT YEAR BUDGET					PRIOR YEAR'S ACCOUNTS PAYABLE					CURRENT YEAR'S ACCOUNTS PAYABLE					SUB-TOTAL	TRUST LIABILITIES				GRAND TOTAL					REMARKS			
	PS	MOOE	Fin. Exp	CO	TOTAL	PS	MOOE	Fin. Exp	CO	Sub-Total	PS	MOOE	Fin. Exp	CO	Sub-Total		TOTAL	PS	MOOE	CO	TOTAL	PS	MOOE	Fin. Exp	CO		TOTAL		
1	2	3	4	5	6-(2+3+4+5)	7	8	9	10	11-(7+8+9+10)	12	13	14	15	16-(12+13+14+15)	17-(11+16)	18-(6+17)	19	20	21	22-(19+20+21)	23	24	25	26	27-(23+24+25+26)	28		
Notice of Cash Allocation (NCA)	53,747,879.57	7,043,872.27		4,060,071.18	64,851,823.02	105,592.34			2,556,612.07	2,662,204.41						2,662,204.41	67,514,027.43								53,747,879.57	7,149,464.61		6,616,683.25	67,514,027.43
MDS Checks Issued	3,220,914.01	2,991,478.54		4,060,071.18	10,272,463.73	105,592.34			2,556,612.07	2,662,204.41						2,662,204.41	12,934,668.14								3,220,914.01	3,097,070.88		6,616,683.25	12,934,668.14
Advice to Debit Account	50,526,965.56	4,052,393.73			54,579,359.29												54,579,359.29								50,526,965.56	4,052,393.73			54,579,359.29
Notice of Transfer of Allocation (NTA)																													
MDS Checks Issued																													
Advice to Debit Account																													
Working Fund (NCA issued to BT)																													
Tax Remittance Advices Issued (TRA)	2,246,903.98	100,854.65		322,233.02	2,669,991.65	1,114.37			207,294.27	208,408.64						208,408.64	2,878,400.29								2,246,903.98	101,969.02		529,527.29	2,878,400.29
Cash Disbursement Ceiling (CDC)																													
Non-Cash Availment Authority (NCAA)																													
Others (CDT, BT, Docs Stamp, etc.)																													

Summary

PARTICULARS	PREVIOUS REPORT	CURRENT MONTH	AS OF DATE
(1)	(2)	(3)	(4)
Total Disbursement Authorities Received			
NCA	468,816,879.00	70,921,829.00	539,738,708.00
Working Fund			
TRA	22,957,375.00	2,878,400.29	25,835,775.29
CDC			
NCAA			
Others (CDT, BT, Docs Stamp, etc.)			
Less: Notice of Transfer Allocations (NTA)* issued			
Total Disbursements Authorities Available	491,774,254.00	73,800,229.29	565,574,483.29
Less			
Lapsed NCA	531.83		531.83
Disbursements	490,362,000.41	70,392,427.72	560,754,428.13
Balance of Disbursements Authorities as of to date	1,411,721.76	3,407,801.57	4,819,523.33
Total Disbursements Program	491,774,254.00	73,800,229.29	565,574,483.29
Less: * Actual Disbursements	490,362,532.24	70,392,427.72	560,754,959.96
(Over)/Under spending	1,411,721.76	3,407,801.57	4,819,523.33

Certified Correct:


Villanueva, Jeanilyn
Agency Chief Accountant

Date: 10/Jan/2019

Approved By:


buted, dexter
Head of Agency or Authorized Representative
Date: 10/Jan/2019


MONTHLY REPORT OF DISBURSEMENTS
For the month of December, 2018

Department: State Universities and Colleges (SUCs)						Agency: Pangasinan State University						Operating Unit: N/A																
Organization Code (UACS): 080130000000						Fund Cluster: 01 - Regular Agency Fund						Report Status: SUBMITTED																
PARTICULARS	CURRENT YEAR BUDGET					PRIOR YEAR'S BUDGET										SUB-TOTAL	TRUST LIABILITIES				GRAND TOTAL					REMARKS		
	PS	MOOF	Fin. Exp	CU	TOTAL	PRIOR YEAR'S ACCOUNTS PAYABLE					CURRENT YEAR'S ACCOUNTS PAYABLE						PS	MOOF	CU	TOTAL	PS	MOOF	Fin. Exp	CU	TOTAL			
						PS	MOOF	Fin. Exp	CU	Sub-Total	PS	MOOF	Fin. Exp	CU	Sub-Total												TOTAL	
1	2	3	4	5	6=2+3+4+5	7	8	9	10	11=7+8+9+10	12	13	14	15	16=12+13+14+15	17=11+16	18=6+17	19	20	21	22=19+20+21	23	24	25	26	27=23+24+25+26	28	
Notice of Cash Allocation (NCA)	37,186,249.97	13,806,171.23		1,284,839.05	52,287,360.25	339,506.19				17,474.00	356,980.19				356,980.19	52,744,340.44							37,535,756.16	13,906,171.23		1,302,413.05	52,744,340.44	
MDS Checks Issued	7,560,802.95	8,068,648.31		1,284,839.05	16,914,190.31	339,506.19				17,474.00	356,980.19				356,980.19	17,271,170.50							7,960,109.14	8,068,648.31		1,302,413.05	17,271,170.50	
Advice to Debit Account	29,635,647.02	5,837,522.92			35,473,169.94											35,473,169.94							29,635,647.02	5,837,522.92			35,473,169.94	
Notice of Transfer of Allocation (NTA)																												
MDS Checks Issued																												
Advice to Debit Account																												
Working Fund (NCA issued to BTI)																												
Tax Remittance Advices Issued (TRA)	1,896,268.81	237,783.73		85,662.60	1,419,707.14	7,168.40				7,168.40					7,168.40	1,426,875.54							1,103,429.21	237,783.73		85,662.60	1,426,875.54	
Cash Disbursement Ceiling (CDC)																												
Non-Cash Availment Authority (NCAA)																												
Others (C.D.T. BTI Docr Stamp, etc.)																												

Summary


PARTICULARS	PREVIOUS REPORT	CURRENT MONTH	AS OF DATE
(1)	(2)	(3)	(4)
Total Disbursement Authorities Received			
NCA	536,738,708.00	47,924,913.60	587,663,621.60
Working Fund			
TRA	25,835,775.29	1,426,875.54	27,262,650.83
CDC			
NCAA			
Others (C.D.T. RTI Docr Stamp, etc.)			
Less: Notice of Transfer Allocation (NTA)* issued			
Total Disbursement Authorities Available	565,574,483.29	49,351,789.54	614,926,272.83
Less			
Lapsed NCA	531.83		531.83
Disbursements	560,754,428.13	54,171,215.98	614,925,644.11
Balance of Disbursement Authorities as of date	4,819,523.33	(4,819,427.44)	95.89
Total Disbursement Programs	565,574,483.29	49,351,789.54	614,926,272.83
Less: * Actual Disbursements	560,754,959.96	54,171,215.98	614,926,175.94
(Over)/Under spending:	4,819,523.33	(4,819,427.44)	95.89

Certified Correct:


Villanueva, Jeanilyn
Agency Chief Accountant

Date: 10/Jan/2019

Approved By:


buted, dexter
Head of Agency or Authorized Representative
Date: 10/Jan/2019