

QUARTERLY PHYSICAL REPORT OF OPERATION  
As of 2018 December 31


Department: State Universities and Colleges (SUCs)  
Appropriations: Current Year Appropriations  
Agency: Pangasinan State University  
Operating Unit: N/A  
Organization Code (UACS): 080130000000  
Report Status: SUBMITTED

Particulars	UACS CODE	Physical Targets					Physical Accomplishments					Variance as of December 31 2018	Remarks
		1st Quarter	2nd Quarter	3rd Quarter	4th Quarter	Total	1st Quarter	2nd Quarter	3rd Quarter	4th Quarter	Total		
1	2	3	4	5	6	7=(3+4+5+6)	8	9	10	11	12=(8+9+10+11)	13	14
Part A													
I. Operations													
OO : Relevant and quality tertiary education ensured to achieve inclusive growth and access of deserving but poor students to quality tertiary education increased													
HIGHER EDUCATION PROGRAM	3101000000000000												
Outcome Indicators													
1. Percentage of first-time licensure exam-takers that pass the licensure exams		9.00%	17.90%	14.90%	17.90%	59.75%	100%	50.30%	51.79%	62.61%	60.32%	44.71%	
2. Percentage of graduates (2 years prior) that are employed					45.48%	45.48%				46.78%	46.78%	1.30%	
Output Indicators													
1. Percentage of undergraduate student population enrolled in CHED-identified and RDC-identified priority programs				49.09%		49.09%			59.35%		59.35%	10%	
2. Percentage of undergraduate programs with accreditation					50%	50%				67%	67%	17%	
OO : Higher education research improved to promote economic productivity and innovation													
ADVANCED EDUCATION PROGRAM	3201000000000000												


Outcome Indicators													
1. Percentage of graduate school faculty engaged in research work applied in any of the following:													
a. pursuing advanced research degree programs (Ph.D)			1.67%	1.67%		4.69%	5%	3%					
b. actively pursuing in the last three (3) years (investigative research, basic and applied scientific research, policy research, social science research)													
c. producing technologies for commercialization or livelihood improvement													
d. whose research work resulted in an extension program													
Output Indicators													
1. Percentage of graduate students enrolled in research degree programs			7.04%	7.04%		12.84%	12.84%	6%					
2. Percentage of accredited graduate programs				0%			50%	50%	50%				
RESEARCH PROGRAM	3202000000000000												
Outcome Indicators													
1. Number of research outputs in the last three years utilized by the industry or													
by other beneficiaries				7	7	1	1	5	7	-2			Two research outputs has been utilized during the 2nd and 3rd Quarter.
Output Indicators													
1. Number of research outputs completed within the year			15	20	35	9	8	35	52	15			

2. Percentage of research outputs published in internationally-refereed or CHED recognized journal within the year													
OO : Community engagement increased				4.90%	4.90%		13.04%		11.37%	24.41%		6.47%	
TECHNICAL ADVISORY EXTENSION PROGRAM	3301000000000000												
Outcome Indicators													
1. Number of active partnerships with LGUs, industries, NGOs, NGAs, SMEs, and other stakeholders as a result of extension activities				10	15	25		5	10	25	40		10
Output Indicators													
1. Number of trainees weighted by the length of training		370	740	1110	1480	3700	96	314	2400	2078	4888		598
2. Number of extension programs organized and supported consistent with the SUC's mandated and priority programs				5	5	10		2	5	10	17		5
3. Percentage of beneficiaries who rate the training course/s and advisory services as satisfactory or higher in terms of quality and relevance													
		89.48%	91.70%	91.00%	89.75%	90.48%	100%	100%	100%	100%	100%		10%


Prepared By:

  
**DR. MELODY C. DE VERA**  
 Planning Services Head/Planning Officer  
 Date: 17/Jan/2019

In coordination with:

  
**DR. MA. CORAZON B. PUZON**  
 Financial Services Head/Budget Officer  
 Date: 17/Jan/2019

Approved By:

  
**DR. PAULO V. CENAS**  
 Agency Head/Department Secretary  
 Date: 17/Jan/2019

This report was generated using the Unified Reporting System on 17/01/2019 15:33